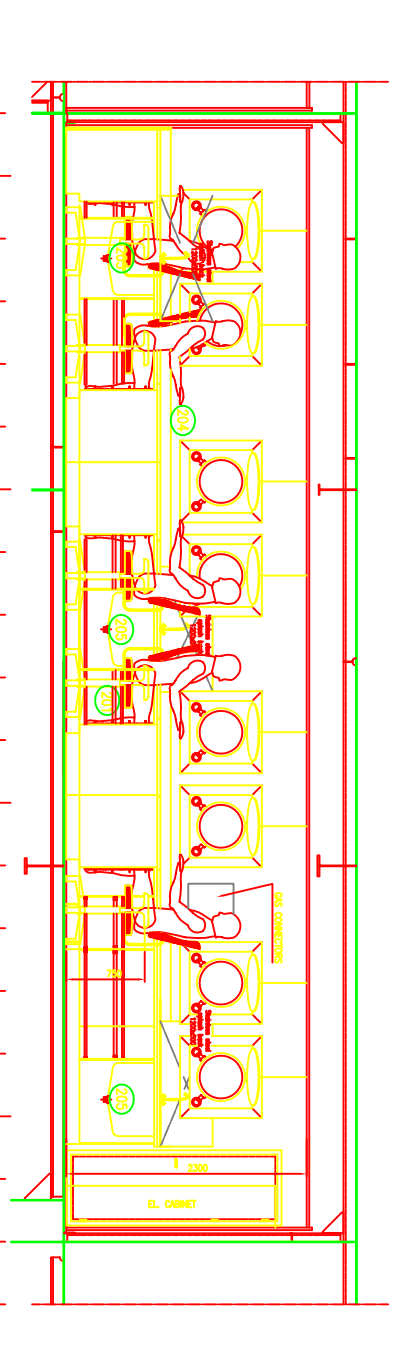
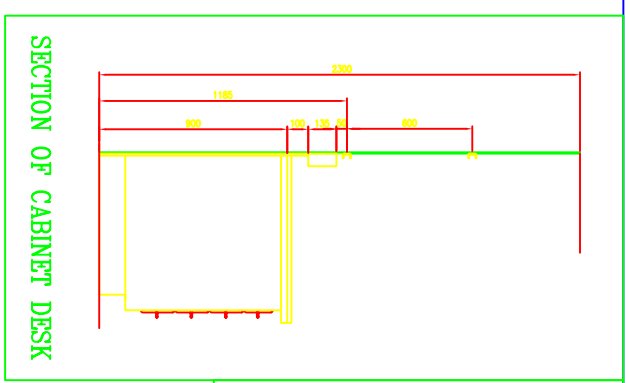


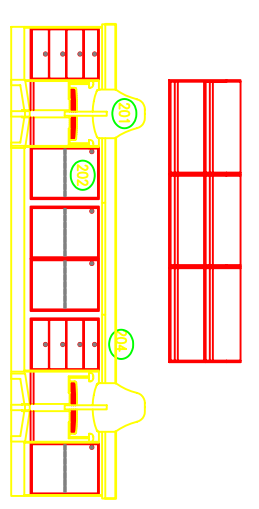
PLAN UPPER DECK



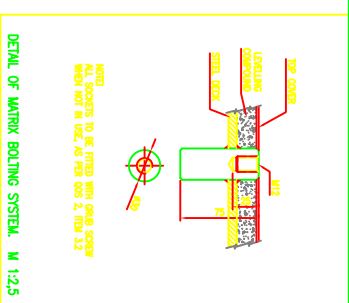
SECTION B-B
LOOKING TOWARDS SHIP SIDE



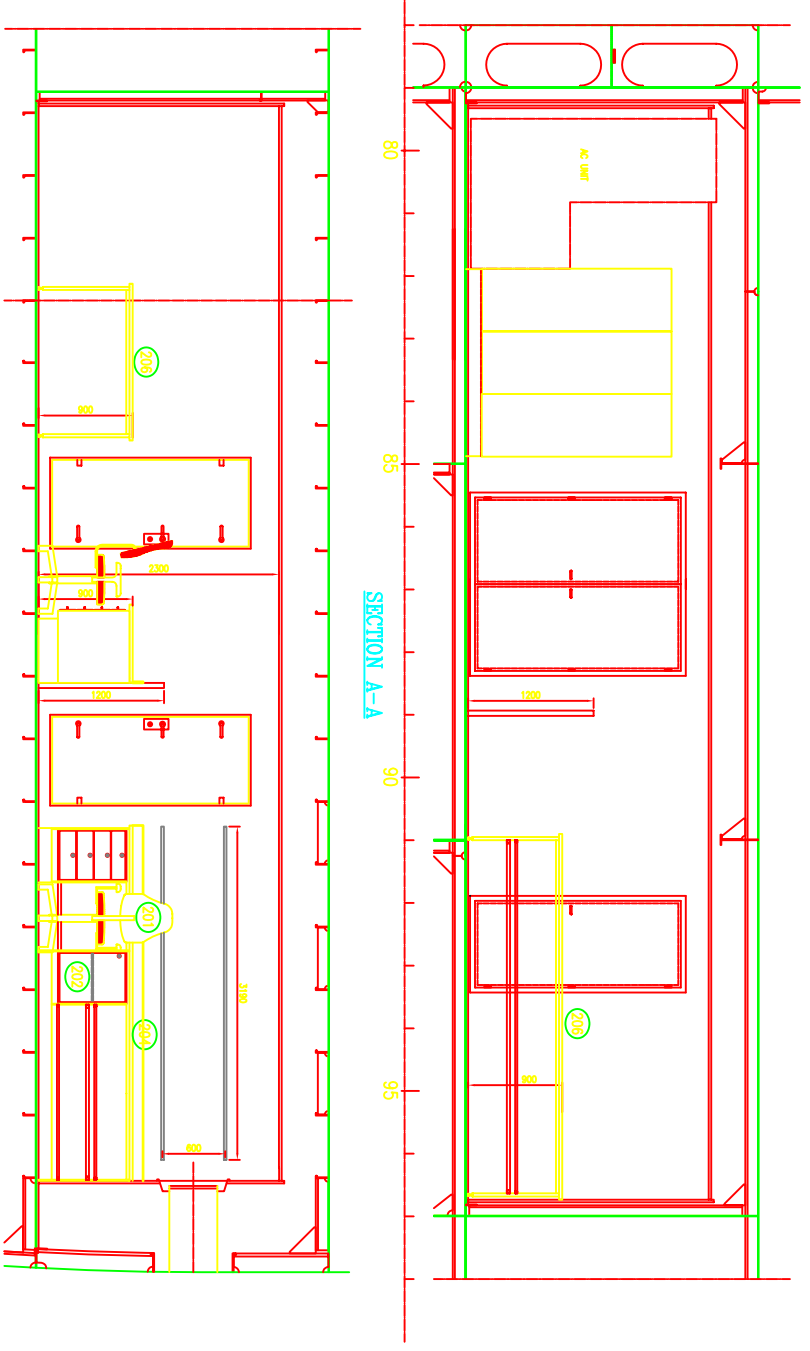
SECTION OF CABINET DESK



DETAILS CABINET DESK



DETAIL OF MATRIX BOLTING SYSTEM, M 1:2,5



SECTION A-A

ALL STAFFER RAILS ON WALL TO BE MOUNTED NOT MORE THAN 200mm FROM WALL OR CORNER

SECTION C-C

| POS.NR. | SIML. | DETAIL |
|---------|-------|--------|
| 1 | 1 | A |
| 2 | 1 | A |
| 3 | 1 | A |
| 4 | 1 | A |
| 5 | 1 | A |
| 6 | 1 | A |
| 7 | 1 | A |
| 8 | 1 | A |
| 9 | 1 | A |
| 10 | 1 | A |
| 11 | 1 | A |
| 12 | 1 | A |
| 13 | 1 | A |
| 14 | 1 | A |
| 15 | 1 | A |
| 16 | 1 | A |
| 17 | 1 | A |
| 18 | 1 | A |
| 19 | 1 | A |
| 20 | 1 | A |
| 21 | 1 | A |
| 22 | 1 | A |
| 23 | 1 | A |
| 24 | 1 | A |
| 25 | 1 | A |
| 26 | 1 | A |
| 27 | 1 | A |
| 28 | 1 | A |
| 29 | 1 | A |
| 30 | 1 | A |
| 31 | 1 | A |
| 32 | 1 | A |
| 33 | 1 | A |
| 34 | 1 | A |
| 35 | 1 | A |
| 36 | 1 | A |
| 37 | 1 | A |
| 38 | 1 | A |
| 39 | 1 | A |
| 40 | 1 | A |

| NO. | DESCRIPTION | DATE | BY | CHKD. |
|-----|-----------------|------|----|-------|
| 1 | PLANNING TABLE | | | |
| 2 | WATER EXTRACTOR | | | |
| 3 | WATER SUPPLY | | | |
| 4 | WASH LABORATORY | | | |
| 5 | WATER EXTRACTOR | | | |
| 6 | WATER SUPPLY | | | |
| 7 | WASH LABORATORY | | | |
| 8 | WATER EXTRACTOR | | | |
| 9 | WATER SUPPLY | | | |
| 10 | WASH LABORATORY | | | |
| 11 | WATER EXTRACTOR | | | |
| 12 | WATER SUPPLY | | | |
| 13 | WASH LABORATORY | | | |
| 14 | WATER EXTRACTOR | | | |
| 15 | WATER SUPPLY | | | |
| 16 | WASH LABORATORY | | | |
| 17 | WATER EXTRACTOR | | | |
| 18 | WATER SUPPLY | | | |
| 19 | WASH LABORATORY | | | |
| 20 | WATER EXTRACTOR | | | |
| 21 | WATER SUPPLY | | | |
| 22 | WASH LABORATORY | | | |
| 23 | WATER EXTRACTOR | | | |
| 24 | WATER SUPPLY | | | |
| 25 | WASH LABORATORY | | | |
| 26 | WATER EXTRACTOR | | | |
| 27 | WATER SUPPLY | | | |
| 28 | WASH LABORATORY | | | |
| 29 | WATER EXTRACTOR | | | |
| 30 | WATER SUPPLY | | | |
| 31 | WASH LABORATORY | | | |
| 32 | WATER EXTRACTOR | | | |
| 33 | WATER SUPPLY | | | |
| 34 | WASH LABORATORY | | | |
| 35 | WATER EXTRACTOR | | | |
| 36 | WATER SUPPLY | | | |
| 37 | WASH LABORATORY | | | |
| 38 | WATER EXTRACTOR | | | |
| 39 | WATER SUPPLY | | | |
| 40 | WASH LABORATORY | | | |

FLAKKFORND SLIPP & MASKINFABRIKK
185
 MAIN LABORATORY, UPPER DECK
 1:25
 2003/07
 185-484-007-P

This drawing is the property of
 Skipsteknisk AS and shall remain
 confidential. It shall not be used
 for any other project without
 the written consent of
 Skipsteknisk AS.

SKIPSTEKNISK AS
 CONSULTING ARCHITECTS AND ENGINEERS
 Skipsteknisk AS, Viken, 2003
 P.O. Box 100, 1404 Sandnessjøen
 E-mail: skipsteknisk@skipsteknisk.no
 T: +47 73 50 00 00
 F: +47 73 50 00 01
 Web: www.skipsteknisk.no