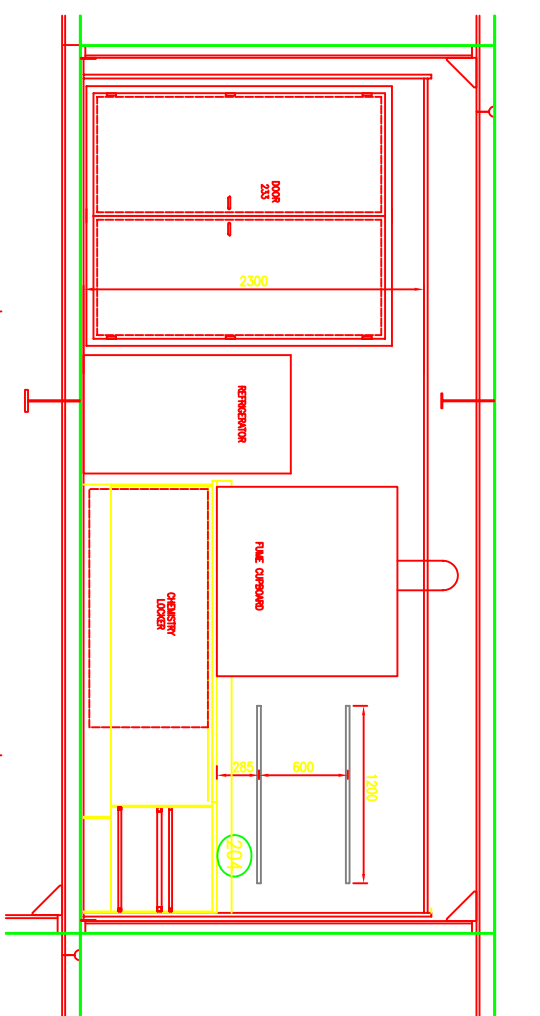
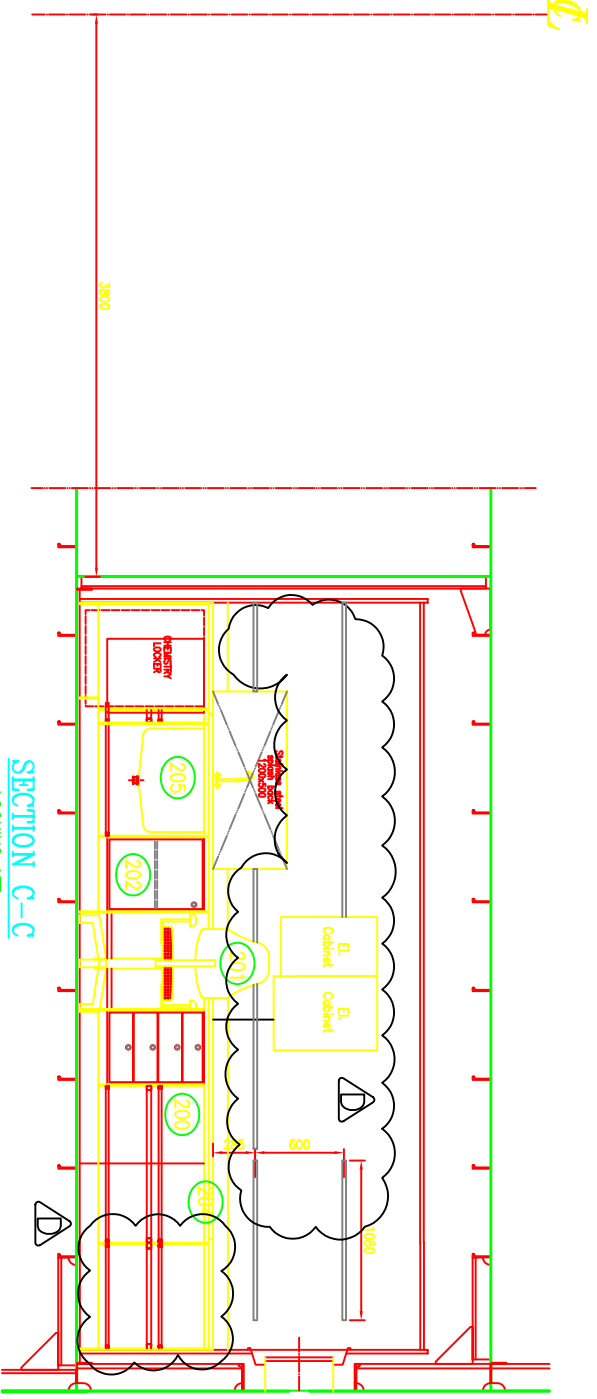


PLAN UPPER DECK

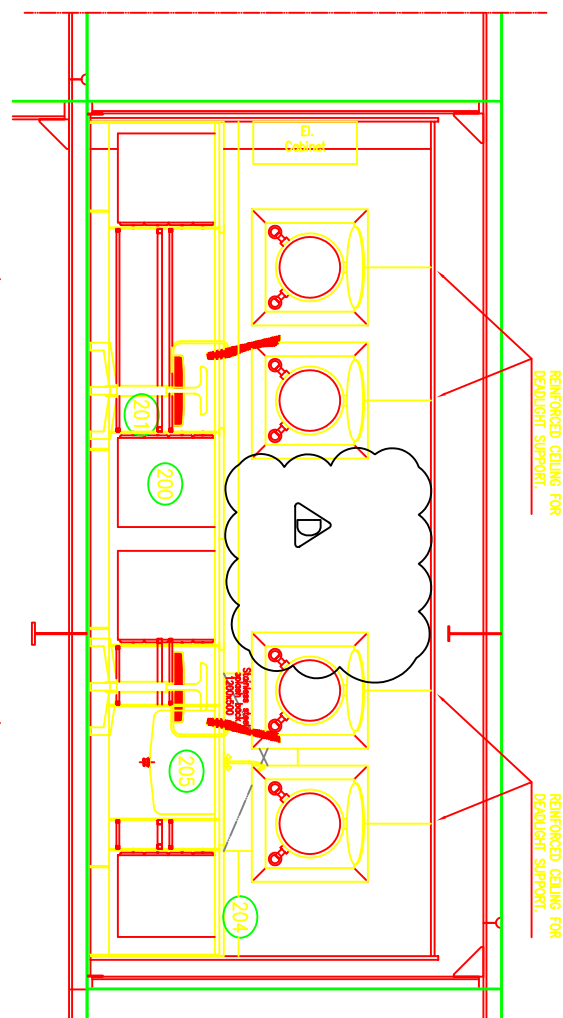


SECTION B-B
LOOKING TOW. CENTRE LINE



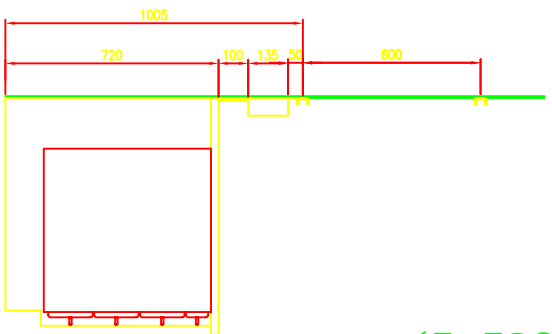
SECTION C-C
LOOKING AFT

NOTE!
CEILING TO BE INSTALLED AT A HEIGHT ACC. TO SOR (MIN. 2300 AB. FLOOR), GIVEN DIMENSIONS ARE FOR GUIDANCE ONLY.
PIPES MAY PROTRUDE INTO ACCOMMODATION, YARD TO MAKE LOCAL ENCLOSURE, IF NECESSARY.



SECTION A-A

ALL STAFFE RAILS ON WALL TO BE MOUNTED NOT MORE THAN 200mm FROM WALL OR CORNER



SECTION OF CABINET DESK

205	2	SINK (HPPB)	BULT. 700x600
		W/VENTILATION	Depth: 500
204	4	DRSK	H: 900

POS	QTY	DESCRIPTION	TYPE	SIZE	SUPPLIER
202	4	SHELF CABINET			
201	4	W/DOOR			
200	4	DRAWERS			

REV.	DESCRIPTION	DATE	APPR.	DATE	REV.	SCALE
A	DESIGN TO HERR COMMENTS	11.01.06			STO	
B	REVISED ACC. TO YARD COMMENTS	20.02.06			STO	
C	EL. CHANGES ADDED	23.04.06			STO	
D	REV. BUILD	17.08.06			STO	

PROJECT NO. 2003077

SCALE 1:25

ARR. IN CHEMISTRY LAB, UPPER DECK

185-510-032-D

This drawing is the property of Skipsteknisk AS and must neither be used, reproduced nor handed over to any third party without our written consent.

SKIPSTEKNISK AS
CONSULTING NAVI, ARCHITECTS AND MARINE ENGINEERS
Kjellerveien 14, 2007 Skjervøy, Norway
Tel: +47 70 10 33 44, Fax: +47 70 10 33 46
E-mail: skipsteknisk@skipteknisk.no